

Miva Merchant 5.5 with Dreamweaver and skins

Dave Slifka / Miva Merchant



MIVA MERCHANT CONFERENCE 2008
SAN DIEGO, FEBRUARY 27 & 28, MARCH 1

What are skins?

Skins are themes or, in technical terms, custom graphical appearances (GUIs) that can be applied to a website to suit different tastes and needs. Skins are usually a collection of some combination of images, css and page code.

Some skins make the website more aesthetically pleasing, but others can rearrange elements of the interface, potentially making the site easier to use.



MIVA MERCHANT CONFERENCE 2008
SAN DIEGO, FEBRUARY 27 & 28, MARCH 1



The benefits of skins

They empower a web designer to develop a site that is more flexible and easier to update; expand the scope of store customization.

Enhance workflow – Skins enable you to make look and feel changes, big and small, with a click.

Thematic flexibility – The ability to save the “state” of a store gives you more thematic flexibility. Create “flavors” of a base skin based on season, holiday, product/service focus, etc.

Leveraging the design skills of other - Use others’ skins to upgrade your site design.

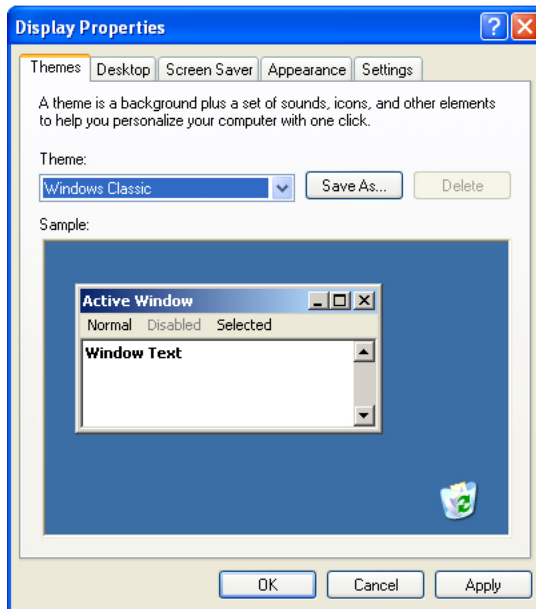


MIVA MERCHANT CONFERENCE 2008
SAN DIEGO, FEBRUARY 27 & 28, MARCH 1




Examples of skins

Windows themes



CSS Zen Garden

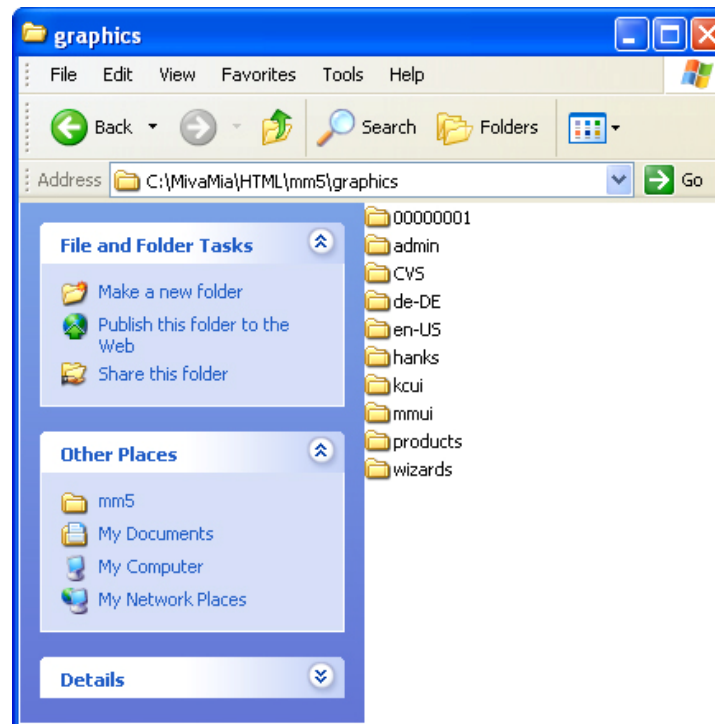


MIVA MERCHANT CONFERENCE 2008
SAN DIEGO, FEBRUARY 27 & 28, MARCH 1



Creating a skin

Save images in the appropriate directory



MIVA MERCHANT CONFERENCE 2008
SAN DIEGO, FEBRUARY 27 & 28, MARCH 1



Creating a skin

Calling new images with the correct path:

```
img src="graphics/en-US/blue/mycompany.gif"
```



MIVA MERCHANT CONFERENCE 2008
SAN DIEGO, FEBRUARY 27 & 28, MARCH 1



Saving a skin

Any change(s) made to the store can be saved out as a new style

Skins save selected pages, components and associated graphics into a zipped .pkg file

- / Preview image recommended 200 x 150 pixels. If no preview image, “Preview Unavailable” image shows
- / Must enter code and title to save skin. Description is optional

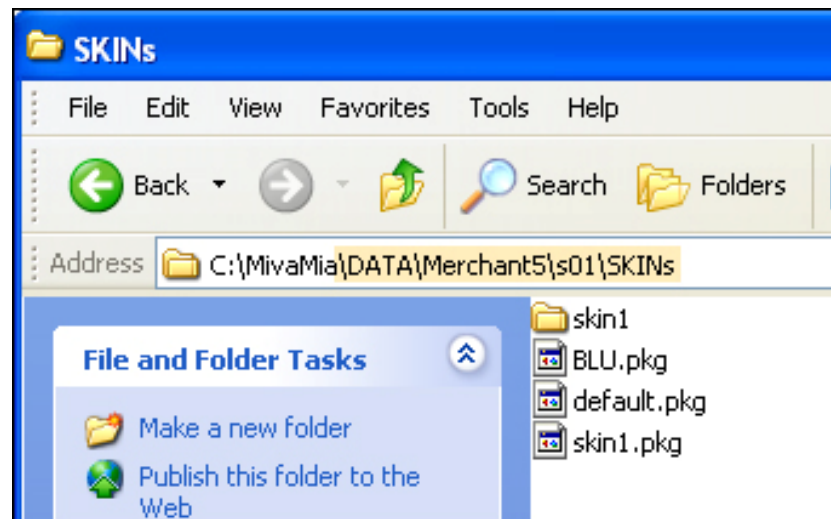


MIVA MERCHANT CONFERENCE 2008
SAN DIEGO, FEBRUARY 27 & 28, MARCH 1



Saving a skin

Skins save all pages and associated graphics into a zipped .pkg file



MIVA MERCHANT CONFERENCE 2008
SAN DIEGO, FEBRUARY 27 & 28, MARCH 1



Saving a skin

A CSS-generated skin is generally much “lighter” than one for an HTML skin. Most of the look and feel for a CSS store will be saved in the style sheet, which is called within the HEAD tag. Therefore, that will be the main component you need to save or change the skin. For an HTML skin, you would need to save out additional components and pages, since the structure and the look of the store are hard-coded.



MIVA MERCHANT CONFERENCE 2008
SAN DIEGO, FEBRUARY 27 & 28, MARCH 1



Saving a skin

Once a skin has been saved, its properties (code, title, description) cannot be modified and reapplied to that particular skin. Any changes to the interface and/or properties of the skin must be saved out as a new skin.



MIVA MERCHANT CONFERENCE 2008
SAN DIEGO, FEBRUARY 27 & 28, MARCH 1



Selecting a skin

All store pages and imagery for that skin are listed before a skin can be applied.

Applying a new skin extracts files from its package (.pkg file) and overwrites files of the current skin. If you are saving images that have the same name as existing images in your store, you must check the box to overwrite images for the skin to be applied.



MIVA MERCHANT CONFERENCE 2008
SAN DIEGO, FEBRUARY 27 & 28, MARCH 1



Deleting a skin

Skin installations are independent of stores. When you delete a store, any skins you've created or acquired remain in the file directory.

The default skins can't be deleted.




MIVA MERCHANT CONFERENCE 2008
SAN DIEGO, FEBRUARY 27 & 28, MARCH 1




Workflow

Currently, any changes you make go live immediately. It is recommended to install a local version of your store, along with Miva Merchant Mia, to create a test environment for your skins. When you're done, you can upload the "zipped" skin package to your remote server, add the skin through the Miva Merchant 5.5 administration and apply it.

Order By: [Code](#) [Title](#)
[Created Date](#) [Last Applied Date](#)

Add Skin:  UPLOAD

Preview	Code	Title	Description	Created	Last Applied	SAVE SKIN
	default	Default MMLIT Skin	Design your store from the ground up with the	02/27/2008		DELETE SKIN SELECT SKIN



MIVA MERCHANT CONFERENCE 2008
SAN DIEGO, FEBRUARY 27 & 28, MARCH 1



Digital Rights Management

There is currently no method in place to enforce digital rights for skins, but we recognize the importance of proprietary design and DRM will be an important consideration in the future.



MIVA MERCHANT CONFERENCE 2008
SAN DIEGO, FEBRUARY 27 & 28, MARCH 1



Dreamweaver

Set the name of the directory for importing and exporting pages.

Identification	Owner	Settings	Skins	Maintenance Mode
Order Minimums	Customer Fields	Dreamweaver Import/Export Settings	Affiliate Links	BODY Tag
Buttons	Category Tree Template	Misc. Colors	Customer Links	Fonts
Messages	Navigation Bar	Global Header & Footer	HEAD Tag Content	State Based Sales Tax
Shopping Interface Settings				
Import/Export Folder: DATA <input type="button" value="v"/> /dreamweaver_templates/ <input type="text" value="test"/>				



MIVA MERCHANT CONFERENCE 2008
SAN DIEGO, FEBRUARY 27 & 28, MARCH 1



Dreamweaver

The Dreamweaver Extension is required for proper import and export functionality.

The extension will be available on our site prior to official release of Miva Merchant 5.5. Installation is done through the Adobe Extension manager.

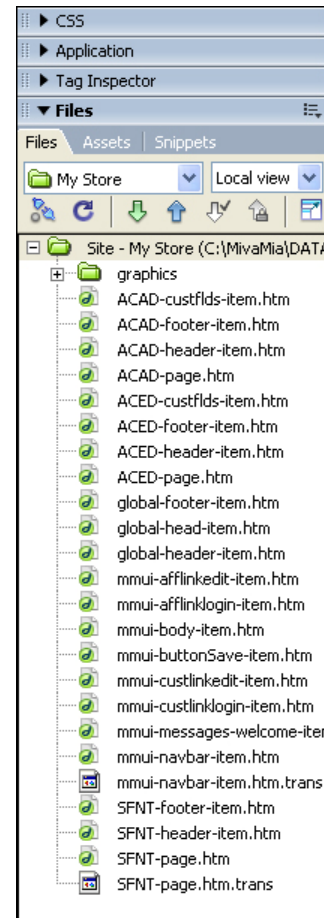
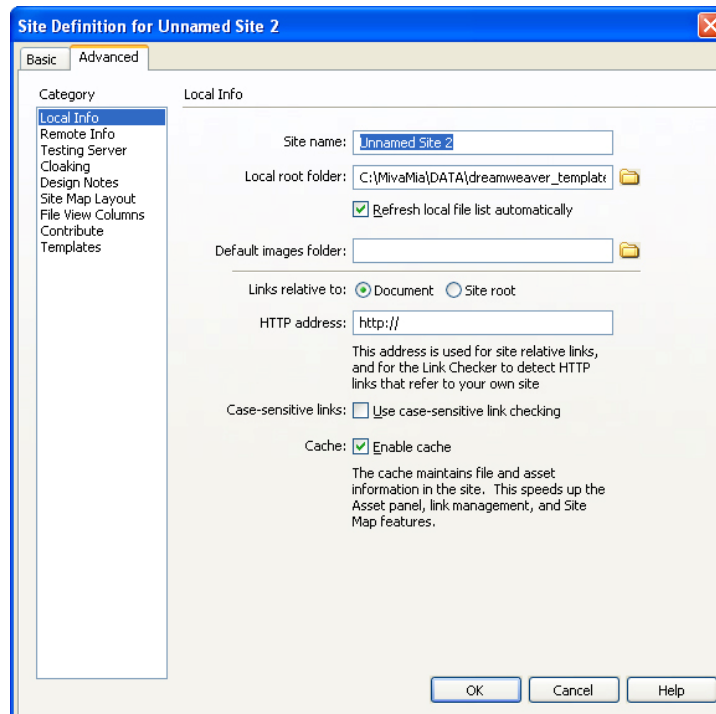


MIVA MERCHANT CONFERENCE 2008
SAN DIEGO, FEBRUARY 27 & 28, MARCH 1



Dreamweaver

Set up a local site



MIVA MERCHANT CONFERENCE 2008
SAN DIEGO, FEBRUARY 27 & 28, MARCH 1



Skins, Dreamweaver and third party modules

An API with documentation supporting the integration of third party modules with skins will be available prior to the official release of Miva Merchant 5.5.

The mechanism for integration will work similarly to provisioning with XML.

An API with documentation supporting the integration of third party modules with the Dreamweaver import/export function will be available in the future.



MIVA MERCHANT CONFERENCE 2008
SAN DIEGO, FEBRUARY 27 & 28, MARCH 1

